



Real Sheds
Real Value®



Paul
Worstelling

SHEDS



BARNS



GARAGES



CARPORTS



www.fairdinkumsheds.com.au

**DOWNLOAD
FREE APP**



DESIGN
YOUR OWN
SHED



DOWNLOAD FREE APP

- Design your own shed
- Change the dimensions
- Add windows and doors
- Insert internal walls or open bays
- Choose your colour scheme
- Submit for a free quote

Download the **FREE** Fair Dinkum Sheds Designer app to your smartphone, tablet or computer and you can create your own customised shed, garage, barn or carport design.

You can change the dimensions, roof pitch, colours and style of your shed with ease, as well as add and remove skylights, windows, internal/external walls, sliding doors, roller doors, glass doors and personal access doors.

If you'd like us to provide you with a quote on your shed design, submit it to us via the app and your local Fair Dinkum Sheds distributor will provide you with a price.

Of course the app doesn't replace the advanced engineering and design software used by our distributors. It's a tool to help you create a visual design that we can import into our engineering software. From there our distributors will ensure your design is optimised for your site and engineered to be ShedSafe® accredited.



Available on the
App Store

Available on
Google play

Available
Online

DESIGN
YOUR OWN
SHED

www.fairdinkumsheds.com.au/designer



WHY BUY FROM FAIR DINKUM SHEDS?

We understand you need a practical shed that will do the job and won't break the bank, and that's what we're all about - providing *Real Sheds Real Value®*.

We've been doing it for over 25 years and with 180,000 sheds sold nationwide by our distributors, our experience speaks for itself.

Designed just for you

We're specialists in the design, engineering, supply and construction of quality Australian steel sheds, barns, garages, carports, workshops and industrial buildings. Our buildings can be fully customised to suit your needs and budget using our advanced engineering and design software.

We Are ShedSafe® accredited

And being one of only a handful of ShedSafe® accredited companies means the hard work of checking engineering compliance has been done by an independent body. ShedSafe® accreditation is the industry benchmark for steel sheds managed by the Australian Steel Institute. **Accreditation cannot be purchased - it has to be earned.**

Your local professionals

Our network of over 160 distributors are located all over regional and metro Australia and can help you design your perfect shed, barn, garage or carport. Each distributor is equipped with our advanced design and engineering software to ensure your building is designed to suit your site, purpose and personal taste.



Call us today for a quote or visit
www.fairdinkumsheds.com.au

YOUR LOCAL DISTRIBUTOR

Many Fair Dinkum Sheds distributors have a display site so you can see the quality of their workmanship, or they can provide you with customer testimonials for your peace of mind. Building and concreting services are offered by many, as well as our DIY kit-only option that includes comprehensive instructions and guides.

Whether you have your shed built or supplied as a kit, you can be confident that you are dealing with local people that have a local reputation to protect, and will therefore be focused on ensuring your satisfaction with the process and the final product.

Here are just a handful of the testimonials received by some of our distributors. If you would like to see a more comprehensive list, please refer to www.fairdinkumsheds.com.au/testimonials



"I am not usually the easiest customer to satisfy." "...have always delivered a consistent standard of service well above and beyond that which is the usual. Most importantly, all sheds were cost-effective providing exactly what I wanted with quality materials and workmanship and at a competitive price."

- John, Cessnock IGA
Cessnock, NSW

"Many thanks for your willingness to work with me to provide the right shed at the right price, and for your prompt and professional installation. Your client service will certainly be remembered."

- B Morison, Michelago
Cooma, NSW

"The farmshed is up and in operation. The builders did a great job. It was really good doing business with you. You really know the shed business."

- M. O'Farrell
Bungendore, NSW

"We wanted something outside of a 'normal' shed and you were able to provide us with this. Thanks for the site visits and ideas. Everyone was so helpful and friendly."

- L Griffith
Acton Park, TAS

"Having looked at other manufacturers products and experiencing in some cases a lack of knowledge and advice from sales staff, I had a great delight in coming across a supplier whose staff were not only extremely friendly but knew what they were about."

My wife and I are delighted with the effect the construction has made to our property and we now have a new living/working area instead of the usual run of the mill shed construction."

- F. Bowen
Mt Barker, SA

"Our shed looks great and we are pleased with the result of the project. Everyone that has seen the shed is impressed with the quality of the structure and looks."

- H & F Mayer
Mackay, QLD

"I was very pleased with the quality of materials used and also the quality of workmanship by the builder."

- R Pollard
Kootingal, NSW



"We have had kits for three hangars and a 4 bay shed delivered to sites and erected without a hitch. Any queries or questions have been answered immediately, knowledgeably and with a friendly smile. Thanks once again for your professional service."

- C. McDougall - Kelmac Aviation,
Manjimup, WA

"Fair Dinkum Sheds were always going to be our first choice"



John & Lee from Werombi were in the market for a large building to use for storage for their horse truck and horse feed. They needed a practical space but also a shed that would match the aesthetics of their existing house. That's when they visited their local Fair Dinkum Sheds distributor.

"Fair Dinkum Sheds were always going to be our first choice, they had come highly recommended from a family friend, and after seeing their shed I knew a Fair Dinkum Shed would be perfect for our property."

We wanted a local company we could trust, and through the whole process they were incredibly helpful and the attention to detail and workmanship was second to none.

We would definitely recommend Fair Dinkum Sheds to our family and friends- in fact we already have friends building with Fair Dinkum Sheds after seeing ours"

- John & Lee Slattery
Werombi, NSW



Looking for Inspiration?

Visit our Facebook or Instagram pages to see new Fair Dinkum Sheds being built every week all over Australia.

We are always sharing examples of sheds, barns, carports and garages that have been supplied by our network of distributors.

It's a great way to see various colour combinations, flexible designs and solutions you may not have considered.

Tip: Remember to turn on 'Notifications' to make sure you don't miss updates from our page.



facebook. Instagram

fairdinkum
SHEDS

Call us today for a quote or visit www.fairdinkumsheds.com.au

GET THE BEST-LOOKING SHED ON THE BLOCK

We now offer insulated roofs with eave overhangs on our range of sheds, barns and garages.


The addition of eaves to your shed allows you to better match your shed to the style of your home.

Eaves can be added to a range of shed designs, including our modern-looking monopitch roof garage, gable roof shed and even our barns.

With a range of additional options such as a lean-to, garaport, insulation, ventilation and even solar power, We focus on providing a solution - not just a shed.



The insulated roof sheeting is genuine COLORBOND® steel, inside and out. The top skin is available in the following colours, all with a 'Surfmist' underside.



CUSTOMISATION OPTIONS

- Roof Style: Monopitch, Gable, Barn
- Options: Lean-to, Garaport

*Note: Not available in all wind regions. Check with your local distributor.



BENEFITS OF EAVES

- ✓ Compliment the look of your home
- ✓ Increase thermal efficiency of your shed
- ✓ Provide shade and weather protection to windows and openings

BENEFITS OF INSULATED ROOF

- ✓ Offers comfort and energy efficiency
- ✓ Roof panel connection system is quick to build
- ✓ All-in-one composite roofing means simple installation
- ✓ Roof is lined for a cleaner internal finish
- ✓ Roof sheeting features channels to run services through
- ✓ Hygienic and easy to clean

thermaspan

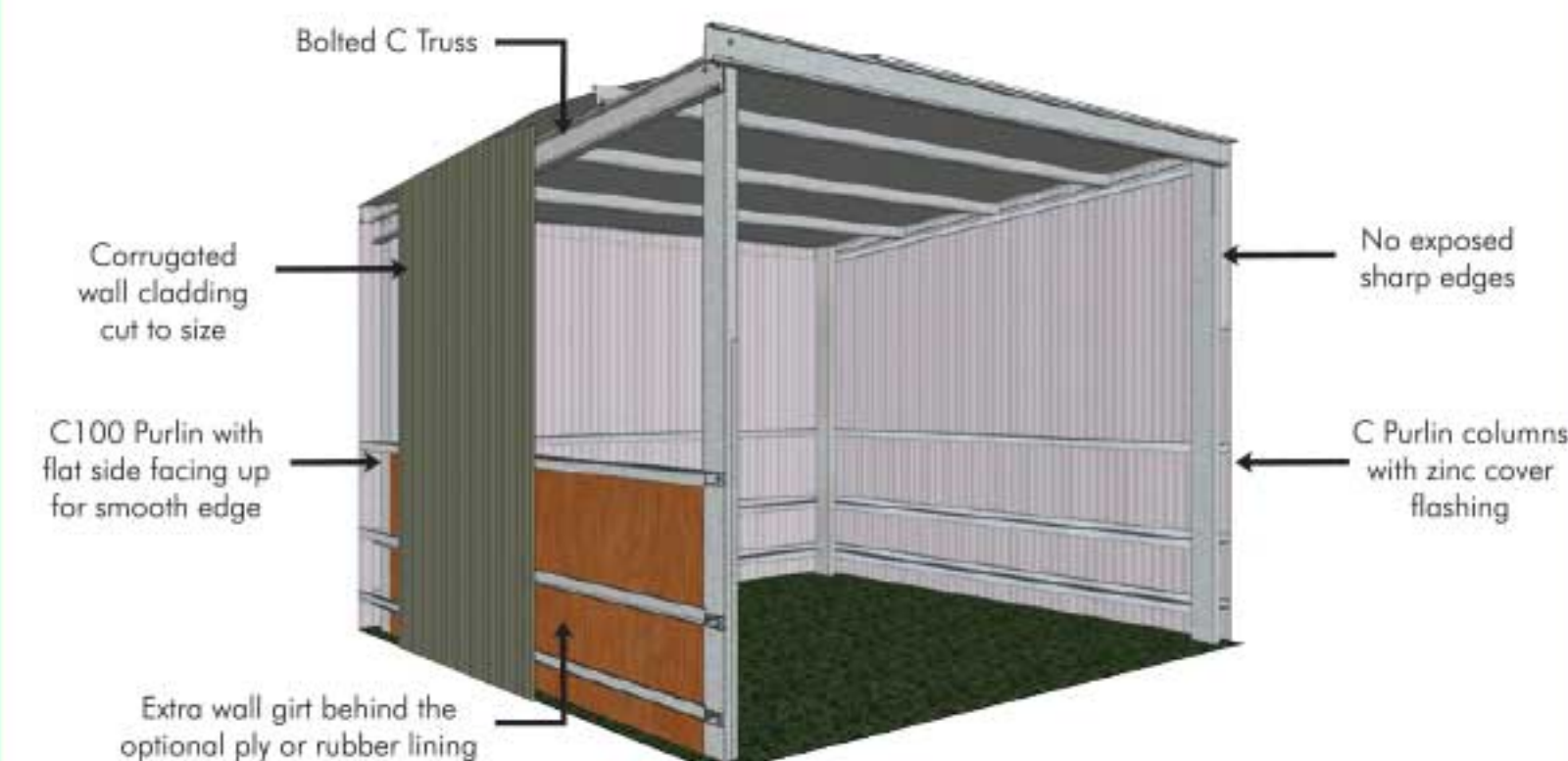


HORSE SHELTERS / PADDOCK SHELTERS

Horse shelters are a great option for those looking for something portable and practical. Our designers have created a steel frame structure that bolts together to offer excellent protection from the sun and extreme weather. The design is specifically engineered to be simple and economical without sacrificing strength and durability.

These open front structures are carefully designed to reduce the risk to the horse. Engineered without sharp edges, they are cleverly constructed to reduce chewing and cribbing.

These standard design features an extra girt for added strength. Girts are 1200mm so you can easily add optional standard size ply or rubber wall lining. All components are delivered to the site where they can be erected and bolted together quickly with a minimum of cutting required - and it's just as quick to disassemble and relocate at a moment's notice. Making this the simplest, easiest way to provide excellent shelter for your horses wherever you need it.



SINGLE HORSE SHELTER	
Length (m)	3.14
Width (m)	3.13
Height (m)	2.7 (low end)

LARGE SINGLE HORSE SHELTER		DOUBLE HORSE SHELTER		LARGE DOUBLE HORSE SHELTER	
Length (m)	3.9	Length (m)	6.18	Length (m)	7.710
Width (m)	3.89	Width (m)	3.136	Width (m)	3.89
Height (m)	2.7 (low end)	Height (m)	2.7 (low end)	Height (m)	2.7 (low end)

*Note: The design may alter from one wind region to another and combinations of structural components may change to that in the image shown (diagrammatic only).

A proud supporter of Men's Sheds



As the exclusive shed partner of the Australian Men's Shed Association, Fair Dinkum Sheds and our suppliers are helping provide sheds around Australia for the benefit of local communities.

There are more than eight hundred Men's Sheds around Australia - giving men of all ages a place to learn or teach new skills, do work for the community, and most importantly - to help overcome social issues such as isolation, loneliness and depression.

Through our sponsorship, we look forward to helping set up more Men's Sheds across Australia by providing financial assistance towards AMSA promotional resources as well as the set-up costs associated with building new sheds.



We encourage you to learn more about Men's Sheds at www.mensshed.org



fairdinkum SHEDS

Call us today for a quote or visit www.fairdinkumsheds.com.au

Single Garage



Garages & Sheds

Whether it is a single garage, a multi car garage, or even a workshop, we can help you come up with a design that is right for you.

Our range of steel garages, generally start at a width of 3m with lengths beginning from 3m. The standard wall height for a garage is 2.4m, however with our innovative design and quoting software we can quickly customise: width, length, eave height, bay spacing, options and accessories, and just about anything that relates to the building design.

This makes it very easy for you to choose what best suits your needs. Steel garages offer a number of advantages over other possible designs. They are inexpensive compared to brick and timber options, which can cost up to 400% more for a similar sized building.

Genuine COLORBOND® cladding reassures you that your investment will look great for years to come. Simple design mixed with detailed instructions and specifications also means that a steel garage can be assembled by an experienced home handyman in a weekend! A Fair Dinkum garage is the perfect addition to any Australian home.



1) Single Garage
3.5m x 6m x 2.4m
Evening Haze® walls | Monument® doors & trim



2) Large Double Garage
8m x 10m x 3m
Windspray® walls | Basalt® doors & trim



3) Triple Garage
10m x 10m x 3m
Evening Haze® walls | Jasper® doors & trim



4) Multiple Car Garage
7.5m x 13m x 3m
Surfmist® walls & doors | Windspray® trim



5) Shed with Enclosed Lean-To
4.5m x 11.5m with 3.15m lean-to (0.4m drop)
Jasper® walls | Evening Haze® doors & trim



6) Double Deluxe Garage
6m x 7m x 2.7m
Dune® walls | Jasper® doors | Pale Eucalypt® roof & trim



7) Long Double Garage with 30° Roof Pitch
6m x 9m x 3m
Classic Cream™ walls & doors | Cottage Green® trim



8) Double Garage with Horizontal Cladding
7m x 7m x 3m
Basalt® walls | Woodland Grey® doors | Night Sky® trim



9) Garage with Roller Doors Front & Rear
5.3m x 12m x 2.4m
Classic Cream™ walls & doors | Cottage Green® trim



10) Garage with Centre Door
6.4m x 5.2m x 3.5m
Classic Cream™ walls | Woodland Grey® doors & trim



11) Large Garage & Workshop
11m x 8m x 2.7m
Woodland Grey® walls | Monument® doors & trim



12) Garage & Workshop
10m x 12m x 3.6m
Windspray® walls | Basalt® doors & trim



13) Garage with Sliding Doors
5.8m x 7.8m x 3.5m
Woodland Grey® walls, doors & trim



14) Triple Garage with Glass Sliding Door
9m x 7m x 2.4m
Classic Cream™ walls | Deep Ocean® doors & trim

Features

- ✓ Roof pitches available in 11, 15, 22, 30 and 45 degree. With the Mansard style offering unique storage and living solutions.
- ✓ Wide range of colours available.
- ✓ Choose the number, size, style and location of doors.
- ✓ Efficient and cost effective design.
- ✓ Roller doors, personal access doors, glass sliding doors, steel sliding doors in a variety of colours, sizes and styles. Security doors.
- ✓ Add remote openers for ease-of-use and insulation for comfort or compliance.
- ✓ Customise size, design and dimensions to suit your needs.

What is ShedSafe®?



WILL YOUR SHED BE COVERED BY YOUR INSURER?

Your new shed will protect things you value. Your family or mates will spend time inside your shed. Perhaps your shed is in close proximity to your house? You need peace of mind that it will be designed and engineered correctly for your site and your needs.

It is important to note that many insurance agreements refer to payout exclusions clauses such as "of a faulty design" or "do not comply with the National Construction Code (BCA)". Don't get caught out with a non compliant shed.

ShedSafe® is a well established industry accreditation scheme for cold form shed suppliers that provides peace of mind:

Designed Right: Our engineering principles, plans and structural calculations have been reviewed by a panel of independent third party engineers.

Fit for Purpose: Our sheds are designed to handle the unique conditions at your site, such as wind, snow or earthquake, and importantly in accordance with the relevant Australian Standards and Codes.

Trained Suppliers: Our distributors complete training and assessment so you can be confident the shed they sell you will protect your investments and those who use them.

So before you decide on buying a shed, ask yourself two questions:

- Is your shed seller ShedSafe® accredited?
- If not, is it really worth the risk?



*Sizes are indicative and estimated only, all measurements should be checked prior to purchase.

*Sizes are indicative and estimated only, all measurements should be checked prior to purchase.



Lean-to's & Garaports

Double Garage with Front Garaport

Fair Dinkum steel garaports and lean-to's are inexpensive ways to shield your car, boat or caravan from the elements. As with all of our products, you can choose the span, length and height. We have steel structures to suit all budgets and design requirements.

Extend the roof area of your shed or garage to provide additional shade in the form of a Garaport or Lean-to.

This is a great way to increase the energy efficiency of your building as well as increase the amount of protected space for a reasonable price.

A Garaport is an extension of the Gable Roof side of your shed, whereas a Lean-to is an extension to the roofing on the side wall of the shed.



15) Single Shed with Lean-to
3.5m x 6m x 2.6m with 3m lean-to
Evening Haze® walls | Pale Eucalypt® doors & trim



17) Garage with Lean-to
6m x 9m x 2.7m with 4m lean-to
Shale Grey® walls | Windspray® doors & trim



19) Double Garage with Side Garaport
6.5m x 6m x 2.9m
Classic Cream® walls, doors & trim



16) Rural Shed with 30 degree roof & Lean-to
8m x 16m x 3m with 3.5m lean-to
Evening Haze® walls & doors | Surfmist® trim



18) Storage Shed with Garaport
6m x 15m x 2.7m
Classic Cream® walls | Night Sky® doors & trim



20) Double Garage with Front Garaport
7.5m x 18m x 3m
Woodland Grey® walls & trim



Gable Roof Carport

Carports

When you need to protect a car, boat or caravan - the most economical solution is a freestanding or attached carport.

With a range of designs and roof profiles, our carports can be customised to complement surrounding buildings, in a colour combination and size to suit your needs.

They're easy to install and are available as a DIY kit. Or your local distributor may assist you with the supply and construction process.

All posts and beams are made from galvanised steel, whilst the roof is clad in genuine COLORBOND® steel.

Dutch Gable



21) Single Dutch Gable Roof Carport
3.5m x 3.5m x 2.7m
Surfmist® roof, Cottage Green® Trim



22) Double Dutch Gable Roof Carport
6m x 6m x 2.7m
Terrain® roof

Flat Roof



23) Triple Flat Roof Carport
9m x 5.5m x 3.1m
Classic Cream® roof



24) Flat Roof Carport
5.5m x 6m x 3.5m
Terrain® roof

Gable Roof



25) Double Gable Roof Carport
5.5m x 6m x 2.7m
Pale Eucalypt® roof



26) Triple Gable Roof Carport with Gable Infill
9m x 5.5m x 2.7m
Classic Cream® cladding | Night Sky® trim

Our distributor can:



- ✓ Design your shed with you using our Multibuild® Software exclusive to Fair Dinkum Sheds distributors.
- ✓ Quickly and easily come up with a shed design best suited to your needs.
- ✓ Instantly generate quotes and plans for most shed designs and options.
- ✓ Add and remove features of your design with just a few clicks.
- ✓ Engineer your custom design for the majority of sheds in minutes.
- ✓ Design from scratch or design an extension for your existing shed.



fairdinkum
SHEDS

*Sizes are indicative and estimated only, all measurements should be checked prior to purchase.

*Sizes are indicative and estimated only, all measurements should be checked prior to purchase.

Open Three Bay Shed



Farm Sheds

Farm Sheds are available in a vast range of sizes to meet your specific needs. Whether you're after a large hay shed or somewhere to store expensive farm equipment or stock, or even use it as a horse stable, we can customise a design to suit your exact requirements.

Your Farm Shed is also very customisable. You can have open bays, closed bays, and you can even add in divider walls. Roller doors or steel sliding doors can be added wherever you wish.

All of our buildings are designed with the rugged Australian conditions in mind and with 180,000 buildings already built around Australia, you can rely on our capabilities.



27) Farm Shed with Two Uneven Open & One Enclosed Bay
9m x 16m x 3.8m
Classic Cream™ walls | Cottage Green® doors



29) Large Open Front & Side Shed
10m x 15m x 4.9m
Zincalume® walls & trim



31) Open Two Bay Shed
7m x 9m x 3.6m
Zincalume® walls & trim



28) Open Three Bay Shed
6m x 9m x 2.7m
Woodland Grey® walls & trim



30) Farm Shed with Garaport & Sliding Doors
15m x 25m x 5m
Classic Cream™ walls, doors & trim



32) Open Four Bay Shed
18m x 24m x 3.6m
Zincalume® walls & trim



33) Four Bay Shed
8m x 14m x 4m
Basalt® walls, doors & trim



35) Shed with Garaport
8m x 15m x 4m
Basalt® walls, doors & trim



37) Farm Shed with One Open & Two Enclosed Bay
7.5m x 18m x 3.5m
Dune® walls, doors & Jasper® trim



39) Farm Shed with Three Open & Two Enclosed Bay
8m x 20m x 3.6m
Monument® walls, doors & trim



34) Hay / Machinery Shed
18m x 36m x 4.8m
Zincalume® walls, doors & trim



36) Open Front
12m x 10m x 3.6m
Paperbark® walls | Deep Ocean® trim



38) Farm Shed with Two Open & One Enclosed Bay
7.5m x 10.5m x 3.6m
Pole Eucalypt® walls, doors & trim

We only use
**Genuine
COLORBOND®
steel**



Don't be fooled by cheap imitators.

Genuine COLORBOND® steel has 50 years of innovation and testing in some of Australia's harshest conditions to deliver proven durability and performance.

Look for the COLORBOND® logo and COLORBOND® names.



fairdinkum
SHEDS

*Sizes are indicative and estimated only, all measurements should be checked prior to purchase.

*Sizes are indicative and estimated only, all measurements should be checked prior to purchase.

American Barn with Mezzanine



American Barns - Rural & Residential

For an affordable solution with style, look no further than the American Barn.

American Barns give you that bit of extra space and style, and are a large storage solution. They are also fully customisable. You could even turn one of the sides of your American Barn into an open carport, or verandah.

Widths generally start at 9m. Both length and width can expand to suit your application. Heights for either the side lean-to's or middle section can also be changed to suit your needs. The standard roof pitch for the American Barns is 22° but a mansard roof also looks great, as does an Aussie Barn - where the step down between the roofs of each bay is removed.

You can easily personalise your barn with windows and glass sliding doors. We can even supply fly screens and security screens or window locks. To fully take advantage of the additional ceiling height, consider installing a mezzanine floor for use as storage or an additional workspace.



40) Aussie Barn
3.5m x 9m x 3.5m with 3.5m lean-tos
Classic Cream™ walls | Pale Eucalypt™ trim



42) Aussie Barn with Three Roller Doors
6m x 9m x 3.2m with 30° roof with 3m lean-tos
Classic Cream™ walls | Pale Eucalypt™ trim



44) Large American Barn with Three Roller Doors
5m x 7.5m x 4.5m with 5m lean-tos
Pale Eucalypt™ walls | Dune™ trim



41) Aussie Barn
3m x 6m x 3m with 3m lean-tos
Woodland Grey™ walls | Manor Red™ door & trim



43) Large American with Four Roller Doors
6m x 8m x 3.9m with 3.2m lean-tos
Surfmist™ walls | Deep Ocean™ doors & trim



45) Monster American Barn with Three Roller Doors
10m x 20m x 5m with 7m lean-tos
Cottage Green™ walls | Classic Cream™ doors & trim



46) American Barn with Two Roller Doors
7m x 7.5m x 3.5m with 3m lean-tos
Classic Cream™ walls | Pale Eucalypt™ doors & trim



48) Classic American Barn
3.5m x 6m x 3.6m with 3m lean-tos
Manor Red™ walls | Classic Cream™ trim



47) American Barn with Two Roller Doors
3.5m x 7.5m x 4m with 3.5m lean-tos
Classic Cream™ walls | Woodland Grey™ doors & trim



49) Commercial American Barn
5m x 16m x 5m with 5m lean-tos
Surfmist™ walls | Windspray™ trim



50) Large Stable Options
4.5m x 12m x 4.2m with 4m lean-tos
Evening Haze™ walls | Windspray™ doors & trim



51) Skillion with Lean-tos
4m x 12m x 3.6m with 4m lean-tos
Wallaby™ walls | Woodland Grey™ doors & trim

Built or DIY?

When considering whether to build yourself or engage a builder, you need to be aware of the steps associated with building a shed as well as your own skill level. Generally we would suggest that only experienced handymen should consider DIY assembly, unless you have the assistance of skilled family or friends!

The installation method and complexity will vary depending on the building size / type and your choice of footings and accessories.

For a more detailed guide, please visit www.fairdinkumsheds.com.au/downloads



1) Prepare slab or alternative footings



2) Prepare the frame



3) Clad the frame with sheeting



4) Stand the walls, then brace and prop both sides



5) Install gable end framing, and roof purlins and rafters



6) Fix knee and apex braces, gable wall cladding and roof sheeting



7) Finish with flashings, cappings, downpipes and other finishing touches



8) Install doors, windows and other options



*Sizes are indicative and estimated only, all measurements should be checked prior to purchase.

*Sizes are indicative and estimated only, all measurements should be checked prior to purchase.

Horizontally Clad Skillion Roof
Double Garage



Skillion / Monopitch

Get a modern shed or garage with a designer look that will complement your home or property. Our Modern Man Cave™ designs make a difference when the style of your shed really matters.

Whether it is a single garage, a multi car garage, or even a workshop, we can help you come up with a design that is right for you. Monopitch or Skillion Roofs generally slope in one direction and can be effectively paired with solar panels to utilise the maximum roof space for solar collection.

Fair Dinkum Sheds can incorporate Skillion Roof designs into most of our sheds, garages and barns – even the American Barn looks great with a Skillion Roof makeover.

A stunning angled roof better matches modern looking homes. Mix and match horizontal and vertical cladding and component colours for more pizzazz!



52) Skillion Roof Single Garage
3.5m x 7.5m x 2.4m
Paperpark® walls | Ironstone® doors & trim



53) Skillion Roof Shed & Lean-to
3.5m x 6m x 2.4m with 1.5m lean-to
Windspray® walls | Deep Ocean® trim



54) Skillion Roof Double Garage with Lean-to
6m x 6m x 2.7m with 5m lean-to (0.3 drop)
Classic Cream™ walls | Monument® doors & trim



55) Skillion Garage
7.6m x 12m x 3m
Dune® walls | Wallaby® doors & trim



56) Horizontally Clad Skillion Workshop
4m x 7m x 2.7m
Surfmist® walls | Wallaby® door, Shale Grey® trim



57) Skillion Roof Garage & Workshop
6m x 6m x 2.4m
Dune® walls | Pale Eucalypt® doors & trim



58) Skillion Workshop
6m x 9m x 3m
Basalt® walls, doors & trim



59) Skillion Garage with Lean-to
3m x 6m x 3m with 3m lean-to (0.6 drop)
Dune® walls | Ironstone® doors & trim



60) Skillion Garage
7.6m x 12m x 2.7m
Dune® walls | Wallaby® doors & trim



61) Skillion Roof Double Garage with 11° Roof Pitch
6m x 6m x 2.7m
Woodland Grey® walls & trim | Surfmist® doors



62) Skillion Roof Triple Garage
6m x 9m x 2.4m
Deep Ocean® walls | Surfmist® trim



63) Skillion Barn
6m x 6m x 2.4m with 3m Lean-to (0.58 drop)
Gully® walls | Woodland Grey® doors & trim

Customisation



Low cost customisation is one of Fair Dinkum Sheds core values, and with our expanding range of available options we'll be able to meet your every need.

Whether you need your current shed extended, or a custom shaped roof, Fair Dinkum Sheds can design something to suit.

We have experience across Australia in many varieties of custom buildings.

Our unique design software engineers your building as we design it, saving you time and providing plans on most designs in minutes.

We have supplied an enormous range of sheds, barns and buildings to domestic, commercial, agricultural, government and industrial customers. Car washes, stable complexes, Covered Outdoor Learning Areas (COLA's), offices, factories, storage complexes and extensions to existing sheds are just a few examples of customised buildings completed recently.



*Sizes are indicative and estimated only, all measurements should be checked prior to purchase.

*Sizes are indicative and estimated only, all measurements should be checked prior to purchase.

Large Industrial Shed



Industrial & Commercial

Fair Dinkum Sheds are the best choice when it comes to choosing large economical steel buildings.

Whether you need a building for mass storage, or an industrial workshop, we'll be able to customise a large industrial shed to suit your needs.

All buildings come fully engineered and certified to Australian standards ensuring your peace of mind regarding structural integrity.

With clear spans of up to 35m and wall heights to 7m (dependent on wind region), Fair Dinkum Sheds can design a cost effective factory unit, warehouse or large shed to suit your requirements and ample room for most small to medium industrial applications.

Foundation systems can also be customised to suit your specific needs.



64) Industrial Shed
15m x 15m x 3.8m
Classic Cream™ walls | Wallaby® doors & trim



Industrial Shed Interior



65) Small Machinery Shed
12m x 16m x 3.8m with 22° Roof
Paperbark® walls | Basalt® doors & trim



66) Industrial Storage Complex
24m x 4m (main building with 4 roller doors & 2 pa doors)
Paperbark® walls | Ironstone® doors & trim



67) Skillion Roof
4m x 16m x 4.3m with 4m Lean-to (1.3m drop)
Deep Ocean® walls | Evening Haze® doors



68) Industrial Unit with Mezzanine Floor
10m x 20m x 5m
Paperbark® walls, doors & trim

*Sizes are indicative and estimated only, all measurements should be checked prior to purchase.



69) Machinery Shed
18m x 20m x 4.2m
Woodland Grey® walls, doors, trim



70) Open Side & Front Shed
9m x 18m x 4.7m
Classic Cream® walls | Pale Eucalypt® trim



71) Industrial Shed
8m x 13.5m x 3.4m
Paperbark® doors & walls | Woodland Grey® trim



72) Custom Industrial Shed
9m x 24.5m x 4.2m
Pale Eucalypt® walls doors & trim



73) Large Clear Spans
36m x 20m x 6m
ZINCALUME® walls | ZINCALUME® trim



74) Small - Medium Hangars
9m x 10m x 4m
Surfmist® walls | Deep Ocean® trim

*Sizes are indicative and estimated only, all measurements should be checked prior to purchase.

Finance Options

Want a shed now but need a little time to refinance your home loan or simply wish to pay it off over time?

Contact your local Fair Dinkum Sheds distributor to discuss the available finance options they may be able to offer.

Business Opportunities

Our national network of over 160 distributors continues to grow.

If you're interested in the opportunity to be a Fair Dinkum Sheds distributor, contact us for a confidential discussion about your suitability as well as the support we provide our distributors.

You can see which territories are available by visiting our website.



Installers Wanted

Many of our distributors are looking for shed builders/installers in areas across Australia.

They're looking for hardworking, detail-oriented people that are passionate about safety, quality and delivering on customer expectations.

Needs vary by territory. Some of our distributors want licensed sub-contracting crews, whilst others are looking to hire experienced and reliable builders, labourers or apprentices.

If you would like to apply, please visit www.fairdinkumsheds.com.au/builders-wanted



Quaker Barn with Large Roller Door



Quaker Barns

Make a statement with the Quaker Barn. If it's style you are after, the Quaker Barn might be just what you're looking for. It boasts wide, open space and unquestionable style.

Whether you need more height to fit in something tall, or you wish to add a second floor to your garage, the Quaker Barn can be the right choice of Fair Dinkum Shed.

Quaker Barns are supplied in either vertical or horizontal cladding.

These unique designs make the most of upstairs space making them a practical solution for that holiday block, studio apartment or alternative living arrangement. These are also widely used as double garages with massive storage capacity.



75) Quaker Barn Weekender
6m x 12m x 2.4m
Pale Eucalypt® walls, doors & trim



76) Quaker Barn with Double Roller Door
7.5m x 10.5m x 2.7m
Manor Red® walls | Deep Ocean® doors & trim



77) Quaker Barn with One Roller Door
7.5m x 7.4m x 3.2m
Classic Cream™ walls | Deep Ocean® doors & trim



78) Quaker Barn with Triple Roller Door
9m x 12m x 2.4m
Deep Ocean® walls | Shale Grey™ doors & trim



79) Quaker Barn with Triple Roller Door
6m x 9m x 3m with 3m Lean-to.
Deep Ocean® walls | Mangrove® trim



80) Quaker Barn with Verandah
7m x 9m x 2.7m
Paperbark® walls | Deep Ocean® doors & trim

*Sizes are indicative and estimated only, all measurements should be checked prior to purchase.

Available Options & Accessories

Often it's much easier and more cost effective to include options like insulation, internal walls, skylights, mezzanine floors and ventilation during the initial construction phase as retrofitting them can waste materials and travel time for contractors.

These can be fitted in all shapes and sizes of sheds, garages, barns, stables or whatever steel building you have. Some can make your workshop or storage shed more secure or allow ventilation or energy efficiency.



Glass Sliding Door



Personal Access Doors



Security Screens



Steel Sliding Doors



Insulation



Mezzanine Floor



Skylights



Additional Roller Doors



Barn Style Window



Roof Ventilation



Auto Door Opener



Stairs

Shed Components

Fair Dinkum Sheds are made from quality Australian BlueScope® steel in ZINCALUME® or COLORBOND® finishes.



Steel roofing and cladding is available in a variety of profiles to suit your preferred architectural style or to complement other buildings. You can choose from the full range of COLORBOND® colours, or opt for traditional ZINCALUME® with flashing, guttering and downpipes to match.

Roofing / Walling



Monopanel® / C-Clad™
250mm Cover 280mm Cover



Monoclad®
762mm Cover




Corrugated
762mm Cover



K-Panel®
864mm Cover

Steel Colour range

Fair Dinkum Sheds are made from quality Australian BlueScope® steel in ZINCALUME® or COLORBOND® finishes.



Classic Cream™




Paperbark®



Pale Eucalypt®



Woodland Grey®



Deep Ocean®




Cottage Green®



Manor Red®



Night Sky®



Surfmist®



Evening Haze®



Shale Grey™




Dune®



Cove®



Windspray®



Gully®



Mangrove®



Wallaby®



Jasper®




Basalt®



Ironstone®



Terrain®



Monument®

Colorbond®



Additional Options

Footings



Bored Footings



Block / Pad Footings



Slab

Slab Thickness

- ☒ 100mm
- ☒ 125mm
- ☒ 150mm
- ☒ 200mm
- ☒ 250mm

Columns



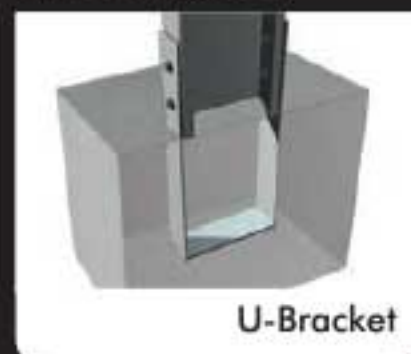
Single C-Section



Double C-Section
(back to back)

Anchor Systems

Pre Concrete



U-Bracket




U- Bolt



Leg in Ground
(concrete)

Post Concrete



Sleeve Anchor

Wall Girt & Roof Purlin Options



Tophat



Z-Section



Bolted



Tek Screwed

Additional Roof Load Options



Solar



Snow Loaded



Ceilings

Openings in Divider Walls



TEN GUIDELINES WHEN BUYING A SHED



Fair Dinkum Sheds is one of Australia's leading distributors of residential garages, carports, barns, farm sheds and industrial and commercial buildings. We know how time consuming and confusing it can be when looking for a shed. So, to make this easier we have come up with the Ten Guidelines to consider when buying a shed.

1. WHAT IS THE PURPOSE OF THE SHED?

Boat or caravan storage? Workshop and hobby space? Or a man-cave for entertaining or achieving solitude? Make sure you consider this up front as it could affect the council classification of the building with implications for future use.

You must also carefully measure up what is needed to go inside. If building a garage for a boat or caravan, check how much space is needed to get in and out with ease. Check heights and dimensions with doors open and towballs attached.

Think about what other items you might acquire in the future and whether a little bit more storage space would be useful. Consider how often and easily you need access to items. A mezzanine storage area can add significant storage space without necessarily increasing the floor space of the shed.

You should also consider what light, access, water, electrical and security requirements will be required, as these are cheaper and easier to install whilst the shed is being built.



2. WHO WILL BUILD IT?

Do you want a kit you can build yourself, or will you need the services of a shed-builder? Not all companies provide high quality instructions and DVD's to assist you in the construction of your shed or garage. Ask your supplier to see these beforehand to help you decide the best seller for your needs.

If you plan to have the shed built, check what services your shed company provides, as some have in-house builders, whilst others use sub-contractors and assist with the project management. Either way, you should check their quality by asking to see testimonials or examples of their work. Reputable sellers will be happy to share this information.



3. WHEN DO YOU NEED IT?

Researching, financing, ordering, delivering and building are only some of the steps in buying a shed or garage. You also need to consider council approval time and potentially excavation and site preparation.

Talk to your Fair Dinkum Sheds distributor for advice on council approval needs in your specific area. They have the local contacts and information to help.

And with our advanced design and engineering software they can create plans and quotes to help expedite the process – no more waiting a week (or more!) for quotes and drawings as we can provide these within minutes (excluding site plans) for the majority of sheds and garages.



4. MAKE SURE YOUR SHED IS SHEDSAFE® ACCREDITED



ShedSafe® accreditation means that companies such as Fair Dinkum Sheds ensure that all guidelines set out in the Building Code of Australia are adhered to in the design of your shed, barn or garage.



5. ENSURE YOU GET A SITE-SPECIFIC DESIGN

Only some companies provide a garage or shed that is designed for the specific needs of your site. This can include topography, local wind speed, importance level and snow loading of your building- to name just a few specific requirements of the Building Code of Australia.



Fair Dinkum Sheds can provide structural calculations documentation to give you evidence that the shed is engineered for your specific site. Ensure you ask any potential supplier if they can supply this document.



6. CONSIDER EXPERIENCE

Fair Dinkum Sheds is widely acknowledged as one of the largest networks of Cold Formed Steel Building distributors in Australia. With over 25 years experience and over 180,000 sheds and garages sold nationwide through our network of over 160 distributors, our experience speaks for itself.



7. SUPPORT LOCAL BUSINESS

Buy local and you will be supporting a local businesses as well benefitting from their knowledge of local building conditions, council requirements and tradespeople. Your local distributor can provide the local information that can make a building project run more smoothly.

They have a local reputation to protect and will be there to support you in the event you need technical or building advice.



8. CUSTOMISE YOUR SHED

Fair Dinkum Sheds designs can be customised to suit your needs without incurring additional design costs using our exclusive MultiBuild® software. This allows you to change the design on the spot as well as incorporate options such as sliding or roller doors, personal access doors, garaports, lean-to's, mezzanine floors and more. MultiBuild® software will update your quote and drawings instantly.



9. COMPARE QUOTES

Ensure you understand whether the price includes GST and delivery and get an itemised list of materials so you can compare quotes easily. Fair Dinkum Sheds distributors can also supply you with free designs, council plans and structural engineering calculations within minutes for most designs, thanks to our advanced design and engineering software.



10. GET COUNCIL APPROVAL

The variation between councils is great, however there are a handful of situations where you do not need council approval and there are some limitations you need to be aware of. Even exempt steel buildings require engineering.

It's also important for the future saleability of your home to ensure any shed you build complies with council regulations.



* Note: Distributor may not supply product detailed but can supply engineering & kit shed

